



QUARTZ SLABS

64.5" x 130" x 3cm






FORUM
QUARTZ

FORUM QUARTZ IS A NATURAL SURFACE MATERIAL
MADE FROM PURE AND NATURAL QUARTZ. IT IS
BOUND WITH RESIN, INORGANIC PIGMENTS AND
MANUFACTURED WITH THE MOST ADVANCED
MACHINERY, BRETON TECHNOLOGY.

Inspired by the beauty of natural stone, our team has mastered the creation of a surface that reflects a fresh, natural look and compliments a modern lifestyle. Forum Quartz is recognized for its beauty, quality and effortless care. Our extensive color palette and variety of patterns and styles are sure to be the solution to all of your creative design projects.



ADVANTAGES OF FORUM QUARTZ PRODUCTS



RESISTANT TO
HEAT



RESISTANT TO
STAINING




RESISTANT TO
CRACKING & CHIPPING



RESISTANT TO
SCRATCHING
& ABRASION



RESISTANT TO
CHEMICALS & ACIDS



RESISTANT TO
MOLDS, MILDEW,
& BACTERIA



SIMPLE TO
CLEAN WITH
SOAP & WATER

Physical Properties		
Test Performed	Standart	Test Result
Water absorption	EN 14617-1	< 0.05 % (w4)
Density	EN 14617-1	2.35 gr/cm ³ ± 0.1
Durability		
Test Performed	Standart	Test Result
Flexural strength	EN 14617-2	40-80 MPa (F4)
Abrasion resistance	EN 14617-4	28 mm (A4)
Impact resistance	EN 14617-9	> 3.4 Joule (20 mm thickness)
Freeze/Thaw resistance	EN 14617-5	KM ₁₀ MAX %1 No damage
Mohs hardness scale		6-7
Chemical Properties		
Test Performed	Standart	Test Result
Chemical resistance	EN 14617-10	C4
Thermal Properties		
Test Performed	Standart	Test Result
Thermal expansion coefficient	EN 14617-11	19.5 ·10 ⁻⁶ /K
Thermal shock resistance	EN 14617-6	R ₁₀ MAX %0.5 No damage





BIANCO ORO

SLFBIOR3



64.5" x 130" x 3cm



BRIGHT WHITE

SLFBRWH3



64.5" x 130" x 3cm





CALACATTA CLASSICO

SLFCACL3



64.5" x 130" x 3cm



CALACATTA DAYDREAM

SLFCADA3



64.5" x 130" x 3cm





CALACATTA MIST


SLFCAMI3

64.5" x 130" x 3cm



CALACATTA SELECT

SLFCASE3



64.5" x 130" x 3cm





CARRARA SUPREME

SLFCRSU3

64.5" x 130" x 3cm



IVORY CLOUD

SLFIVCL3



64.5" x 130" x 3cm





MAGNET

SLFMAGN3

64.5" x 130" x 3cm



MYSTERY

SLFMYST3



64.5" x 130" x 3cm





QUEST GREY

SLFQUGR3

64.5" x 130" x 3cm



QUICKSILVER

SLFQUSI3



64.5" x 130" x 3cm





SNOW WHITE

SLFSNWH3

64.5" x 130" x 3cm



STAR WHITE

SLFSTWH3



64.5" x 130" x 3cm





THUNDERBOLT

SLFTHUN3



64.5" x 130" x 3cm



DAILY CARE AND CLEANING

Forum Quartz is resistant against stains in daily use thanks to its nonporous and non-water absorbent structure. Use warm soapy water, a pH neutral gel detergent and a soft piece of cloth* to clean the surface of the countertop. Dampen the cloth with soapy/detergent water and gently rub the stains. Rinse the area with clean water and thoroughly cleanse off the cleaning agent.

**Cleaning materials for Forum Quartz surfaces: Always prefer to use cotton damp clothes, nonabrasive scoring pads, microfiber, or paper towels while cleaning Forum Quartz surfaces*

DRIED STAINS

Dampen dried stains with warm water first, then use a plastic putty knife spatula to remove them. Never scrape off or rub out this type of stains with hard, sharp, or incisive tools.

OIL STAINS

Pour some hot water on the oil stain and let it sit for a short while. Pour some gel dishwasher detergent on a soft sponge and softly scrub the oil stain in a circular motion and rinse thoroughly with a plenty of water.

LIMESCALE

We recommend that you prepare a limescale remover solution by mixing same amounts of water and vinegar to remove limescale. Pour the mixture you prepared on the limescale. Use a soft sponge to scrub out the limescale in a circular motion and cleanse with clean water.

STUBBORN STAINS

Pour hot water on stubborn stains that might form within time and let it sit for a couple of minutes. After waiting a short while, use a gel detergent with bleach to softly scrub out in a circular motion until the stain is removed. Then thoroughly rinse with plenty of water.

ECO-FRIENDLY PRODUCTION PROCESS

Forum Quartz complies with NSF/ANSI Standard 51. The product is also certified by Green Guard as being free of volatile organic compounds, contributing to LEED status. Our products are certified safe for indoor air quality of commercial and residential facilities as well as for children and schools.

Forum Quartz surfaces are anti-microbial in accordance with ASTM D6329-98 (2003). The product is also non-porous, stain resistant and easy to clean requiring minimal maintenance. The plant and process for manufacturing of Forum Quartz does not pollute the environment and is controlled under the ISO 14001:2004 management system. All the processes preserve the environmental balance and comply with the strictest standards and does not release any polluting gaseous or sound emissions into the atmosphere. All water used in the production is recycled.

THE SECRETS TO PROTECT THE FIRST DAY LOOK OF YOUR FORUM QUARTZ COUNTERTOP

- Avoid water accumulation on your Forum Quartz countertop. Leaving accumulated water to sit on the countertop surface for a long while will form limescale over time.
- Take care to clean the stains on the countertop immediately. It will become hard to remove the stains once they have stayed so long and dried on the countertop.
- Never leave any cleaning products you use on the countertop and let them dry. Rinse them thoroughly after cleaning and wipe out your countertop.
- Never use detergents that contain herbal oils, as such kind of products might leave a mat layer on the surface of your countertop.
- Avoid using high or low pH degree cleaning agents (chemicals and solvents). In the event of a possible contact, rinse your countertop thoroughly with plenty of water and wipe it out.
- Never use chemicals such as bleachers, decolorants, paint removers, varnish, thinners, drain openers, furniture or grout cleaners, oil/grease or rust removers. In the event of a possible contact immediately rinse with plenty of water and wipe out your countertop.
- Avoid any contact between your countertop and any industrial cleaners containing chemicals like hydrochloric acid, sodium hydroxide , trichloroethane or methylene chloride.
- Never use hard cleaning materials (steel wire wool, abrasive scouring pads/sponges, gel or powder detergents containing abrasive particles and etc.) on your countertop.
- Forum Quartz is a material of high heat resistance. However, since a thermal shock due to excessive and rapid heat change has the potential to damage the surface, never let any direct contact between kitchen tools like hot pots or pans and your countertop. Definitely use a mat or trivet. Also, pay attention that very hot objects and oven/cooker flames do not get close to the back wall panel.
- Forum Quartz is resistant against scratches thanks to its high quartz content. However, we strictly recommend that you use a cutting board instead of working directly on your countertop in order for it to accompany you in your kitchen for long years as elegantly as in the first day.
- Avoid any heavy objects falling and/or hitting on your countertop. Edges and corners of the product are prone to impact. Strictly avoid using any protective or polishing chemicals on your Forum Quartz countertop.
- Always remember that products with dark colors like black, antrachite and Touch surfaces require a more sensitive and frequent care.
- In order to follow the effect of any detergent or chemical on your countertop, we recommend that you first apply a small amount to test on a small area of the countertop which is not directly apparent to the eye.

